



Model 1064-T Locking Suspended Ceiling Tile Wi-Fi Access Point Mount for Cisco APs / Tegular Flange Style

Category: WiTile



This locking, suspended ceiling tile-like mount is designed to provide a convenient way to secure Cisco wireless access points in the ceiling. Many of the 106X series AP mounts feature a unique, patented locking mechanism which draws the AP part way into the mount, exposing only the antenna face of the AP, for the ultimate in wireless coverage, aesthetics, and physical security. Textured, white powder-coated steel and aluminum construction.

Patented Locking Mechanism



Features & Benefits

- Economical 2' x 2' suspended ceiling mount designed specifically for aesthetic, secure mounting of many popular Cisco APs
- Enclosure back-box is effective dust barrier to simplify ICRA procedure compliance
- Patented locking mechanism
- NOT designed for Cisco 2800/3800 Series APs

Technical Specifications

- Design: Economical ceiling mount designed specifically for aesthetic, secure mounting of Cisco AP
- Performance: UL Listed and designed to meet NEC300-22 and 300-23 for plenum installations. OSHPD approved OPM-0110-13
- NOT designed for Cisco 2800/3800 APs
- Designate -T units for installation in recessed grid ceilings
- Construction: 18 ga. textured white powder-coated steel flange, 16 ga. aluminum back-box. Patent pending locking mechanism, keyed alike, secures AP into the ceiling mount. Solid back-box fills opening behind AP, creating an effective fire, smoke and dust barrier to simplify ICRA compliance
- Constructed to be compliant with City of Chicago Environmental Air (CCEA) plenum requirements
- Product must be supported by the building structure independent of the suspended ceiling
- Size: 23.75 x 23.75 x 2.5 in. (603 x 603 x 64 mm)

Standards for Safety

- UL 2416, Audio/Video, Information and Communication Technology Equipment Cabinet, Enclosure & Rack Systems
- CSA C22.2 NO. 60950-1-07 + Amd. 1 Amd. 2 Information Technology Equipment -- Safety. Part 1, General

Requirements

- OSHPD Approval OPM-110-13

Measurements (Maximum values):

- Width: 23.75 in.
- Height: 23.75 in.
- Depth: 2 in.
- Item Weight: 10 lbs.
- Shipping Weight: 13 lbs.

Includes

- (1) Cable egress fire block kit (1" trade size conduit connector, and firestop grommet)
- (2) Keys for lock
- (4) Hanger wires
- Installation instructions
- Shipping Weight: 13 lbs.

Available Accessories

- 39-STANDOFF - Standoffs for 1064

Videos

- ▶ [Oberon, Inc. YouTube Channel](https://www.youtube.com/user/oberoninc) - (https://www.youtube.com/user/oberoninc)
- ▶ [1064 series product information video](http://www.youtube.com/watch?v=OFsQ0wqltmk) - http://www.youtube.com/watch?v=OFsQ0wqltmk
- ▶ [Oberon Installation Videos - 1064 Adapter Plate for Cisco 3800 Series APs](https://youtu.be/wYoqkjACRCQ) - https://youtu.be/wYoqkjACRCQ

3D Interactive Models

3D [Model Viewer at oberoninc.com](http://oberoninc.com)

Documentation Links

-  [Spec Sheet](http://oberoninc.com/index.php?option=com_content&view=article&id=1241&Itemid=399) - oberoninc.com/index.php?option=com_content&view=article&id=1241&Itemid=399
-  [Installation Instructions](http://oberoninc.com/images/_Instructions/Oberon_Model_1064-T_Instructions.pdf) - oberoninc.com/images/_Instructions/Oberon_Model_1064-T_Instructions.pdf
-  [Customer Prints](http://oberoninc.com/images/_Customer_Prints/Oberon_Model_1064-T_Customer_Print.pdf) - oberoninc.com/images/_Customer_Prints/Oberon_Model_1064-T_Customer_Print.pdf
-  [Ceiling Tile Ordering Form](http://oberoninc.com/images/WebDocs/Ceiling_Tile_Ordering_Form.pdf) - oberoninc.com/images/WebDocs/Ceiling_Tile_Ordering_Form.pdf
-  [OSHPD OPM Drawing](http://oberoninc.com/images/WebDocs/Oberon_OPM.pdf) - http://oberoninc.com/images/WebDocs/Oberon_OPM.pdf
-  [SECTION 27_21_33 DATA COMMUNICATIONS WIRELESS ACCESS POINTS](http://oberoninc.com/images/WebDocs/SECTION_27_21_33_DATA_COMMUNICATIONS_WIRELESS_ACCESS_POINTS.pdf)
http://oberoninc.com/images/WebDocs/SECTION_27_21_33_DATA_COMMUNICATIONS_WIRELESS_ACCESS_POINTS.pdf

Additional Information

- ▶  For Oberon product CAD files, contact customer service




Configurations: Model 1064

Please specify configuration when ordering.

1064-00-	
	TILE TYPE
	-T for tegular flange (otherwise leave blank)

Examples:

1064-00	Model 1064, flange to match flat lay-in tile
1064-I	Model 1064, flange to match tegular ceiling tiles for recessed grid

SKU	Description
 1064-00	Suspended Ceiling Locking Mount - Cisco APs
 1064-00-T	Suspended Ceiling Locking Mount - Cisco APs, tegular ceiling tile
 39-1064-CCOAP3800-MNT	Retrofit bracket for Cisco 3800 APs

Images and documents may depict similar models in the product series.